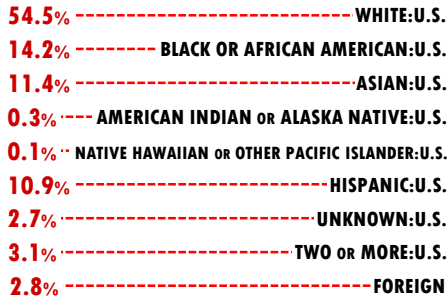


2013 UMD COLLEGE PROFILE: COLLEGE OF BEHAVIORAL & SOCIAL SCIENCES

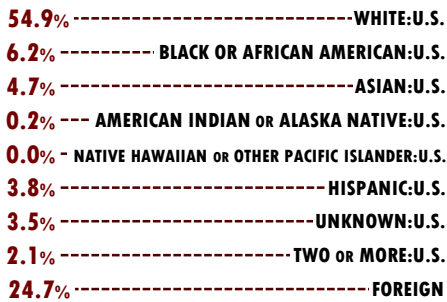
In the College of Behavioral and Social Sciences, our mission is to provide a stimulating environment where faculty and students can explore the human condition through the tools of research, teaching and service. Our research spans the life cycle and reaches across the globe as faculty and students explore health and culture, our social, political, legal and economic institutions, and the environment.

4,396 UNDERGRADUATES



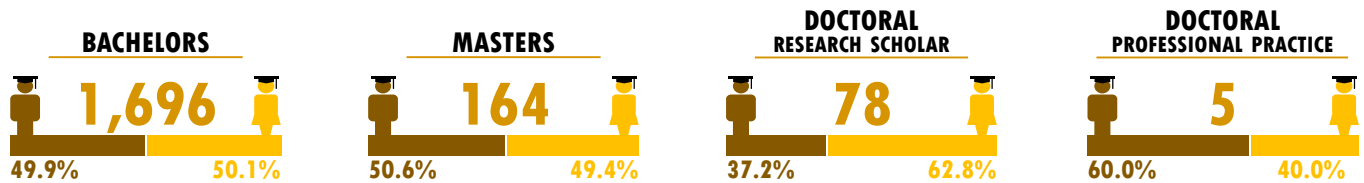
- The statistics above represent primary majors only. In addition to the 4,396 primary majors, the College of Behavioral and Social Sciences is also home to an **additional 454 students** who are double majors with their primary major in another college.
- With a total of **4,850 undergraduates**, approximately **18.2%** or nearly **1 out of every 5** undergraduate students on campus are a behavioral and social sciences major.

922 GRADUATE STUDENTS



- In 2013, U.S. News & World Report once again ranked UMD's graduate program in Criminology & Criminal Justice **first in the nation**.

1,943 DEGREES AWARDED



566 FACULTY



ENROLLMENTS & DEGREES AWARDED BROKEN DOWN BY GENDER

Enrollments and degrees awarded are based solely on primary major. Counts would be higher if inclusive of students with secondary BSOS major/degree. Doctoral degrees include both Doctoral-Research Scholar and Doctoral-Professional Practice.

DEPARTMENT	ENROLLMENTS (FALL 2013)		DEGREES AWARDED (FY 2013)		
	UNDERGRADS	GRAD STUDENTS	BACHELORS	MASTERS	DOCTORAL
AFRICAN-AMERICAN STUDIES	18 55.6% / 44.4%	NO GRADUATE PROGRAM	4 25.0% / 75.0%	NO MASTERS DEGREES AWARDED	NO DOCTORAL DEGREES AWARDED
ANTHROPOLOGY	110 29.1% / 70.9%	46 28.3% / 71.7%	49 36.7% / 63.3%	7 42.9% / 57.1%	2 0.0% / 100.0%
CRIMINOLOGY & CRIMINAL JUSTICE	806 54.8% / 45.2%	96 43.8% / 56.3%	375 60.3% / 39.7%	56 60.7% / 39.3%	3 33.3% / 66.7%
ECONOMICS	916 74.5% / 25.5%	108 73.1% / 26.9%	342 71.9% / 28.1%	3 66.7% / 33.3%	14 85.7% / 14.3%
GEOGRAPHICAL SCIENCES	193 65.3% / 34.7%	169 60.9% / 39.1%	74 77.0% / 23.0%	32 78.1% / 21.9%	7 28.6% / 71.4%
GOVERNMENT & POLITICS	831 50.7% / 49.3%	123 60.2% / 39.8%	345 50.4% / 49.6%	18 66.7% / 33.3%	12 50.0% / 50.0%
HEARING & SPEECH SCIENCES	199 1.0% / 99.0%	91 6.6% / 93.4%	61 4.9% / 95.1%	19 0.0% / 100%	5 60.0% / 40.0%
JOINT PROGRAM IN SURVEY METHODOLOGY	NO UNDERGRAD PROGRAM	39 41.0% / 59.0%	NO BACHELORS DEGREES AWARDED	5 40.0% / 60.0%	7 42.9% / 57.1%
PSYCHOLOGY	959 26.4% / 73.6%	95 15.8% / 84.2%	329 25.5% / 74.5%	15 20.0% / 80.0%	15 6.7% / 93.3%
SOCIOLOGY	343 48.1% / 51.9%	81 35.8% / 64.2%	117 32.5% / 67.5%	9 22.2% / 77.8%	13 23.1% / 76.9%
COLLEGE OF BEHAVIORAL & SOCIAL SCIENCES	21 47.6% / 52.4%	74 50.0% / 50.0%	NO BACHELORS DEGREES AWARDED	NO MASTERS DEGREES AWARDED	5 20.0% / 80.0%

BSOS students not housed in a specific department. At the undergraduate level, these students are BSOS Undecided, a transitional status as a student is changing their current BSOS major to another. At the graduate level, this includes the Graduate Certificate in Terrorism Analysis and the Doctoral program in Neurosciences and Cognitive Sciences.