

UNIVERSITY OF MARYLAND CAMPUS OVERVIEW

FOUNDED IN 1856

FLAGSHIP SCHOOL OF UNIVERSITY SYSTEM OF MARYLAND

1,340 ACRE CAMPUS

12 ACADEMIC COLLEGES AND SCHOOLS

102 BACHELOR DEGREE PROGRAMS | 115 MASTERS DEGREE PROGRAMS | 84 DOCTORAL DEGREE PROGRAMS

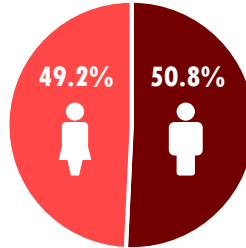
41,272
TOTAL STUDENTS

30,922

UNDERGRADUATE
STUDENTS

10,350

GRADUATE
STUDENTS



20,326
FEMALE
STUDENTS

20,946
MALE
STUDENTS

AMERICAN INDIAN OR ALASKA NATIVE:U.S.	50	0.1%
ASIAN:U.S.	7,184	17.4%
BLACK OR AFRICAN AMERICAN:U.S.	4,588	11.1%
FOREIGN	4,250	10.3%
HISPANIC:U.S.	3,693	8.9%
NATIVE HAWAIIAN OR OTHER PACIFIC ISLANDER:U.S.	25	0.1%
TWO OR MORE:U.S.	1,705	4.1%
UNKNOWN:U.S.	1,924	4.7%
WHITE:U.S.	17,853	43.3%

UMD HAS STUDENTS FROM ALL **50** STATES AND **116** DIFFERENT COUNTRIES.

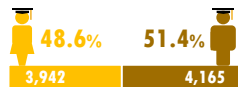
75.5% OF ALL UMD UNDERGRADUATES ARE MARYLAND RESIDENTS.

FIRST-YEAR UNDERGRADUATE RETENTION RATE: **95.5%**

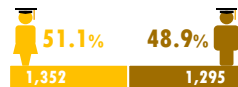
Enrollments and figures are from Fall 2021. 1-year retention rate is based upon full time, degree-seeking, new first-time students entering in Fall 2020.

11,316
TOTAL DEGREES
AWARDED

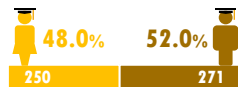
8,107
BACHELORS



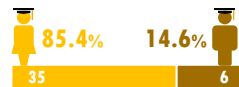
2,647
MASTERS



521
DOCTORAL
RESEARCH SCHOLAR



41
DOCTORAL
PROFESSIONAL PRACTICE



FOUR-YEAR UNDERGRADUATE GRADUATION RATE



SIX-YEAR UNDERGRADUATE GRADUATION RATE



Degree data are from FY 2021. Four-year and six-year graduation rates are based upon full time, degree-seeking, new first-time students entering in Fall 2017 and Fall 2015 respectively.

4,351
TOTAL FACULTY

- 2 NOBEL LAUREATES
- 6 PULITZER PRIZE WINNERS
- 58 MEMBERS OF THE NATIONAL ACADEMIES

STUDENT-FACULTY RATIO:



Faculty and award data are from Fall 2021. Faculty counts are based upon Standard Occupation Classification (SOC) code.